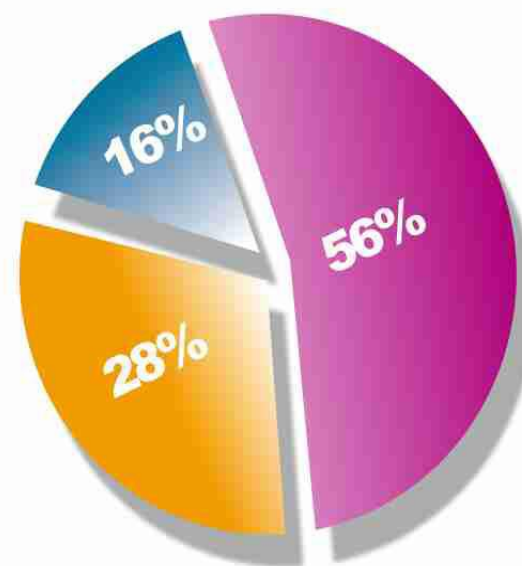


Informe Anual Estadístico Cuantitativo Enero - Diciembre 2019





RESUMEN CUANTITATIVO DE DATOS MIGRATORIOS

| DATO MIGRATORIO | 2019 | 2018 |
|---------------------------------------------------|-------------|-------------|
| FLUJO MIGRATORIO | 9,499,125 | 8,749,152 |
| GUATEMALTECOS DEPORTADOS | 105,512 | 94,482 |
| PASAPORTES EMITIDOS | 564,660 | 470,135 |
| ALBERGADOS (EXTRANJEROS) | 5,403 | 1,041 |
| EXPULSADOS (EXTRANJEROS) | 2,121 | 338 |
| RECHAZADOS (EXTRANJEROS NO ADMITIDOS EN FRONTERA) | 957 | 923 |
| RESIDENCIAS OTORGADAS (PERMANENTES Y TEMPORALES) | 7,470 | 6,832 |
| VISAS AUTORIZADAS | 580 | 597 |
| PRORROGAS DE VISAS AUTORIZADAS | 5,287 | 4,861 |
| ARRAIGOS | 34,055 | 35,481 |
| DESARRAIGOS | 32,493 | 41,975 |

FLUJO MIGRATORIO



FLUJO MIGRATORIO POR MES, DELEGACIÓN Y VÍA DE ACCESO DEL AÑO 2019
ENERO - JUNIO

| VÍA DE ACCESO | DELEGACIÓN | ENERO | | FEBRERO | | MARZO | | ABRIL | | MAYO | | JUNIO | | TOTAL INGRESO | TOTAL EGRESO |
|----------------------------------------------------------------|---------------------------|----------------|----------------|----------------|----------------|----------------|----------------|----------------|----------------|----------------|----------------|----------------|----------------|-----------------------|------------------|
| | | INGRESO | EGRESO | INGRESO | EGRESO | INGRESO | EGRESO | INGRESO | EGRESO | INGRESO | EGRESO | INGRESO | EGRESO | | |
| AÉREO | AEROPUERTO INT. LA AURORA | 127,130 | 132,477 | 107,210 | 108,978 | 120,857 | 124,995 | 124,667 | 131,115 | 108,572 | 120,719 | 128,911 | 126,831 | 717,347 | 745,115 |
| | AEROPUERTO SANTA ELENA | 323 | 328 | 289 | 331 | 413 | 418 | 225 | 268 | 200 | 202 | 181 | 246 | 1,631 | 1,793 |
| | TOTAL AEREO | 127,453 | 132,805 | 107,499 | 109,309 | 121,270 | 125,413 | 124,892 | 131,383 | 108,772 | 120,921 | 129,092 | 127,077 | 718,978 | 746,908 |
| MARÍTIMO | LIVINGSTON | 260 | 303 | 163 | 149 | 329 | 195 | 501 | 629 | 559 | 238 | 257 | 312 | 2,069 | 1,826 |
| | PUERTO BARRIOS | 470 | 516 | 439 | 438 | 486 | 519 | 626 | 582 | 426 | 468 | 732 | 581 | 3,179 | 3,104 |
| | PUERTO QUETZAL | 124 | 134 | 46 | 41 | 104 | 57 | 55 | 45 | 62 | 52 | 67 | 70 | 458 | 399 |
| | SANTO TOMAS DE CASTILLA | 9 | 1 | 111 | 111 | 11 | 10 | 11 | 8 | 13 | 4 | 9 | 8 | 164 | 142 |
| | TOTAL MARÍTIMO | 863 | 954 | 759 | 739 | 930 | 781 | 1,193 | 1,264 | 1,060 | 762 | 1,065 | 971 | 5,870 | 5,471 |
| TERRESTRE | AGUA CALIENTE | 14,021 | 11,252 | 11,200 | 8,674 | 11,426 | 8,268 | 11,273 | 8,785 | 8,086 | 6,837 | 7,703 | 6,658 | 63,709 | 50,474 |
| | BETHEL | 226 | 184 | 252 | 273 | 316 | 262 | 193 | 202 | 95 | 92 | 91 | 59 | 1,173 | 1,072 |
| | EL CARMEN | 6,886 | 6,144 | 5,478 | 3,999 | 6,689 | 4,927 | 8,411 | 6,506 | 5,768 | 4,543 | 6,464 | 4,964 | 39,696 | 31,083 |
| | EL CEIBO | 856 | 1,078 | 737 | 819 | 875 | 680 | 862 | 826 | 471 | 550 | 521 | 557 | 4,322 | 4,510 |
| | EL CORINTO | 13,672 | 12,041 | 10,335 | 10,147 | 12,110 | 11,494 | 17,313 | 16,766 | 11,484 | 11,101 | 11,668 | 11,623 | 76,582 | 73,172 |
| | EL FLORIDO | 8,548 | 8,733 | 5,984 | 6,558 | 7,292 | 7,745 | 9,183 | 9,312 | 6,613 | 6,957 | 7,629 | 7,961 | 45,249 | 47,266 |
| | GRACIAS A DIOS | 1,372 | 1,181 | 996 | 1,011 | 1,126 | 1,170 | 1,188 | 1,052 | 1,345 | 1,208 | 1,209 | 1,128 | 7,236 | 6,750 |
| | LA MESILLA | 3,031 | 2,561 | 2,421 | 1,958 | 2,379 | 2,003 | 3,074 | 3,218 | 1,798 | 2,030 | 2,124 | 2,316 | 14,827 | 14,086 |
| | MELCHOR DE MENCOS | 3,291 | 14,867 | 9,731 | 16,568 | 14,580 | 23,776 | 17,837 | 26,194 | 12,402 | 20,546 | 12,586 | 20,385 | 70,427 | 122,336 |
| | NUEVA ANGUIATÚ | 53,820 | 46,368 | 37,164 | 34,046 | 36,907 | 32,210 | 37,157 | 30,597 | 22,814 | 22,189 | 25,046 | 24,522 | 212,908 | 189,932 |
| | PEDRO DE ALVARADO | 45,308 | 37,400 | 37,306 | 32,856 | 43,518 | 36,146 | 52,312 | 46,858 | 39,670 | 34,767 | 43,605 | 37,859 | 261,719 | 225,886 |
| | SAN CRISTOBAL | 42,714 | 43,445 | 36,540 | 39,528 | 42,551 | 43,783 | 44,691 | 47,460 | 42,910 | 43,464 | 44,204 | 44,259 | 253,610 | 261,939 |
| | TECUN UMAN 1 | 3,743 | 5,210 | 2,559 | 3,062 | 3,606 | 4,094 | 5,022 | 6,146 | 3,148 | 3,833 | 4,331 | 5,487 | 22,409 | 27,832 |
| | TECUN UMAN 2 | 6,389 | 6,083 | 6,173 | 5,551 | 6,783 | 5,791 | 5,916 | 5,214 | 6,296 | 5,420 | 5,932 | 5,102 | 37,489 | 33,161 |
| | VALLE NUEVO | 81,132 | 65,999 | 64,823 | 54,975 | 78,547 | 64,779 | 100,335 | 76,757 | 77,193 | 62,796 | 80,840 | 68,874 | 482,870 | 394,180 |
| | TOTAL TERRESTRE | 285,009 | 262,546 | 231,699 | 220,025 | 268,705 | 247,128 | 314,767 | 285,893 | 240,093 | 226,333 | 253,953 | 241,754 | 1,594,226 | 1,483,679 |
| | TOTAL GENERAL | 413,325 | 396,305 | 339,957 | 330,073 | 390,905 | 373,322 | 440,852 | 418,540 | 349,925 | 348,016 | 384,110 | 369,802 | 2,319,074 | 2,236,058 |
| Fuente: SIOM. Elaborado por Oficina de Estadísticas (mdv). DGM | | *AL 31 ENERO | *AL 28 FEBRERO | *AL 31 MARZO | *AL 30 ABRIL | *AL 31 MAYO | *AL 30 JUNIO | | | | | | | *01 ENERO AL 30 JUNIO | |

FLUJO MIGRATORIO POR MES, DELEGACIÓN Y VÍA DE ACCESO DEL AÑO 2019

JULIO A DICIEMBRE

| VÍA DE ACCESO | DELEGACIÓN | JULIO | | AGOSTO | | SEPTIEMBRE | | OCTUBRE | | NOVIEMBRE | | DICIEMBRE | | TOTAL INGRESO | TOTAL EGRESO |
|----------------------------------------------------------------|---------------------------|----------------|----------------|----------------|----------------|-------------------|----------------|----------------|----------------|-----------------|----------------|-----------------|----------------|---------------------------|------------------|
| | | INGRESO | EGRESO | INGRESO | EGRESO | INGRESO | EGRESO | INGRESO | EGRESO | INGRESO | EGRESO | INGRESO | EGRESO | | |
| AÉREO | AEROPUERTO INT. LA AURORA | 139,802 | 131,926 | 114,998 | 132,645 | 100,794 | 107,235 | 118,695 | 116,096 | 137,166 | 142,076 | 157,345 | 131,488 | 768,800 | 761,466 |
| | AEROPUERTO SANTA ELENA | 291 | 279 | 200 | 322 | 123 | 134 | 125 | 185 | 206 | 218 | 370 | 324 | 1,315 | 1,462 |
| | TOTAL AÉREO | 140,093 | 132,205 | 115,198 | 132,967 | 100,917 | 107,369 | 118,820 | 116,281 | 137,372 | 142,294 | 157,715 | 131,812 | 770,115 | 762,928 |
| MARÍTIMO | LIVINGSTON | 434 | 386 | 518 | 434 | 222 | 322 | 239 | 270 | 344 | 444 | 332 | 469 | 2,089 | 2,325 |
| | PUERTO BARRIOS | 560 | 562 | 558 | 553 | 464 | 544 | 519 | 590 | 424 | 589 | 706 | 769 | 3,231 | 3,607 |
| | PUERTO QUETZAL | 73 | 33 | 72 | 77 | 217 | 168 | 138 | 120 | 249 | 135 | 97 | 91 | 846 | 624 |
| | SANTO TOMAS DE CASTILLA | 21 | 21 | 17 | 10 | 17 | 17 | 7 | 10 | 21 | 24 | 13 | 11 | 96 | 93 |
| | TOTAL MARÍTIMO | 1,088 | 1,002 | 1,165 | 1,074 | 920 | 1,051 | 903 | 990 | 1,038 | 1,192 | 1,148 | 1,340 | 6,262 | 6,649 |
| TERRESTRE | AGUA CALIENTE | 8,318 | 8,085 | 8,684 | 8,465 | 7,829 | 7,440 | 8,849 | 8,639 | 9,270 | 10,673 | 12,751 | 12,135 | 55,701 | 55,437 |
| | BETHEL | 235 | 98 | 110 | 207 | 64 | 48 | 48 | 26 | 339 | 252 | 209 | 178 | 1,005 | 809 |
| | EL CARMEN | 7,061 | 4,936 | 7,595 | 6,040 | 5,693 | 4,097 | 6,398 | 4,678 | 9,175 | 7,141 | 14,499 | 8,750 | 50,421 | 35,642 |
| | EL CEIBO | 722 | 712 | 611 | 646 | 492 | 512 | 521 | 537 | 904 | 756 | 1,288 | 923 | 4,538 | 4,086 |
| | EL CORINTO | 14,101 | 14,002 | 12,928 | 13,109 | 12,956 | 11,985 | 14,412 | 14,767 | 13,815 | 14,416 | 19,446 | 20,880 | 87,658 | 89,159 |
| | EL FLORIDO | 8,775 | 8,800 | 9,943 | 9,952 | 8,243 | 8,874 | 9,319 | 10,217 | 9,488 | 10,065 | 11,922 | 12,569 | 57,690 | 60,477 |
| | GRACIAS A DIOS | 1,142 | 1,028 | 1,224 | 1,128 | 1,104 | 1,085 | 1,095 | 1,064 | 1,103 | 935 | 1,183 | 1,084 | 6,851 | 6,324 |
| | LA MESILLA | 2,653 | 2,323 | 2,445 | 2,400 | 2,120 | 1,819 | 2,117 | 2,033 | 3,313 | 2,337 | 4,676 | 3,971 | 17,324 | 14,883 |
| | MELCHOR DE MENCOS | 14,418 | 20,871 | 15,712 | 24,965 | 11,079 | 18,936 | 11,753 | 20,317 | 14,687 | 22,446 | 19,747 | 24,544 | 87,396 | 132,079 |
| | NUEVA ANGUIATU | 24,858 | 23,895 | 30,081 | 29,224 | 23,322 | 21,473 | 24,096 | 22,301 | 30,845 | 27,975 | 37,452 | 34,789 | 170,654 | 159,657 |
| | PEDRO DE ALVARADO | 42,224 | 37,994 | 47,450 | 43,043 | 39,381 | 36,716 | 41,337 | 39,226 | 46,720 | 44,472 | 57,625 | 57,956 | 274,737 | 259,407 |
| | SAN CRISTOBAL | 44,097 | 46,486 | 44,398 | 48,429 | 44,738 | 43,234 | 46,170 | 44,613 | 46,547 | 46,604 | 69,105 | 68,303 | 295,055 | 297,669 |
| | TECUN UMAN 1 | 4,727 | 4,777 | 4,177 | 4,928 | 3,730 | 4,404 | 4,267 | 4,968 | 3,744 | 5,370 | 8,805 | 9,137 | 29,450 | 33,584 |
| | TECUN UMAN 2 | 6,807 | 6,037 | 6,687 | 5,743 | 6,590 | 5,658 | 7,622 | 6,386 | 7,260 | 5,998 | 7,457 | 5,578 | 42,423 | 35,400 |
| | VALLE NUEVO | 83,237 | 71,498 | 89,852 | 92,961 | 74,502 | 70,432 | 79,754 | 71,339 | 89,799 | 81,390 | 117,186 | 110,573 | 534,330 | 498,193 |
| | TOTAL TERRESTRE | 263,375 | 251,542 | 281,897 | 291,240 | 241,843 | 236,713 | 257,758 | 251,111 | 287,009 | 280,830 | 383,351 | 371,370 | 1,715,233 | 1,682,806 |
| | TOTAL GENERAL | | 404,556 | 384,749 | 398,260 | 425,281 | 343,680 | 345,133 | 377,481 | 368,382 | 425,419 | 424,316 | 542,214 | 504,522 | 2,491,610 |
| Fuente: SIOM. Elaborado por Oficina de Estadísticas (mdv). DGM | | *AL 31 JULIO | | *AL 31 AGOSTO | | *AL 30 SEPTIEMBRE | | *AL 31 OCTUBRE | | AL 30 NOVIEMBRE | | AL 31 DICIEMBRE | | *01 JULIO AL 31 DICIEMBRE | |

**FLUJO MIGRATORIO POR DELEGACIÓN Y VÍA DE ACCESO DEL AÑO 2019
DEL 01 ENERO AL 31 DICIEMBRE 2019**

| VÍA DE ACCESO | DELEGACIÓN | TOTAL INGRESO | TOTAL EGRESO | TOTAL FLUJO |
|----------------------|------------------------------------|------------------|------------------|------------------|
| AÉREO | AEROPUERTO INTERNACIONAL LA AURORA | 1,486,147 | 1,506,581 | 2,992,728 |
| | AEROPUERTO SANTA ELENA | 2,946 | 3,255 | 6,201 |
| | TOTAL AÉREO | 1,489,093 | 1,509,836 | 2,998,929 |
| MARÍTIMO | LIVINGSTON | 4,158 | 4,151 | 8,309 |
| | PUERTO BARRIOS | 6,410 | 6,711 | 13,121 |
| | PUERTO QUETZAL | 1,304 | 1,023 | 2,327 |
| | SANTO TOMAS DE CASTILLA | 260 | 235 | 495 |
| | TOTAL MARÍTIMO | 12,132 | 12,120 | 24,252 |
| TERRESTRE | AGUA CALIENTE | 119,410 | 105,911 | 225,321 |
| | BETHEL | 2,178 | 1,881 | 4,059 |
| | EL CARMEN | 90,117 | 66,725 | 156,842 |
| | EL CEIBO | 8,860 | 8,596 | 17,456 |
| | EL CORINTO | 164,240 | 162,331 | 326,571 |
| | EL FLORIDO | 102,939 | 107,743 | 210,682 |
| | GRACIAS A DIOS | 14,087 | 13,074 | 27,161 |
| | LA MESILLA | 32,151 | 28,969 | 61,120 |
| | MELCHOR DE MENCOS | 157,823 | 254,415 | 412,238 |
| | NUEVA ANGIATÚ | 383,562 | 349,589 | 733,151 |
| | PEDRO DE ALVARADO | 536,456 | 485,293 | 1,021,749 |
| | SAN CRISTOBAL | 548,665 | 559,608 | 1,108,273 |
| | TECUN UMAN 1 | 51,859 | 61,416 | 113,275 |
| | TECUN UMAN 2 | 79,912 | 68,561 | 148,473 |
| | VALLE NUEVO | 1,017,200 | 892,373 | 1,909,573 |
| | TOTAL TERRESTRE | 3,309,459 | 3,166,485 | 6,475,944 |
| TOTAL GENERAL | 4,810,684 | 4,688,441 | 9,499,125 | |

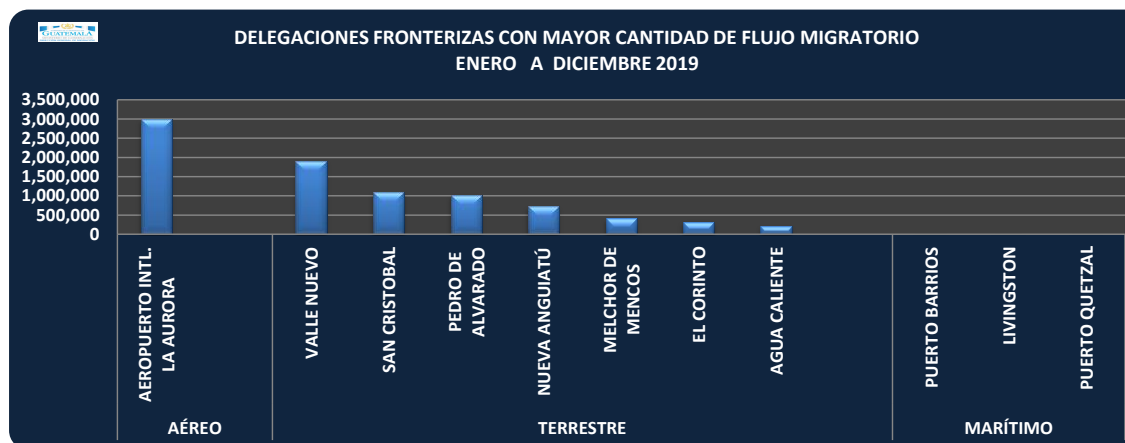
Fuente: SIOM. Elaborado por Oficina de Estadísticas (mdv). DGM

*01 ENERO AL 31 DICIEMBRE 2019

**DELEGACIONES FRONTERIZAS CON MAYOR CANTIDAD DE FLUJO
MIGRATORIO**

ENERO - DICIEMBRE 2019

| VÍA DE ACCESO | DELEGACIÓN | TOTAL |
|---------------|----------------------------|-----------|
| AÉREO | AEROPUERTO INTL. LA AURORA | 2,992,728 |
| TERRESTRE | VALLE NUEVO | 1,909,573 |
| | SAN CRISTOBAL | 1,108,273 |
| | PEDRO DE ALVARADO | 1,021,749 |
| | NUEVA ANGUIATÚ | 733,151 |
| | MELCHOR DE MENCOS | 412,238 |
| | EL CORINTO | 326,571 |
| | AGUA CALIENTE | 225,321 |
| MARÍTIMO | PUERTO BARRIOS | 13,121 |
| | LIVINGSTON | 8,309 |
| | PUERTO QUETZAL | 2,327 |



GUATEMALTECOS
DEPORTADOS
VÍA TERRESTRE DE MÉXICO
Y VÍA AÉREA DE USA Y
MÉXICO

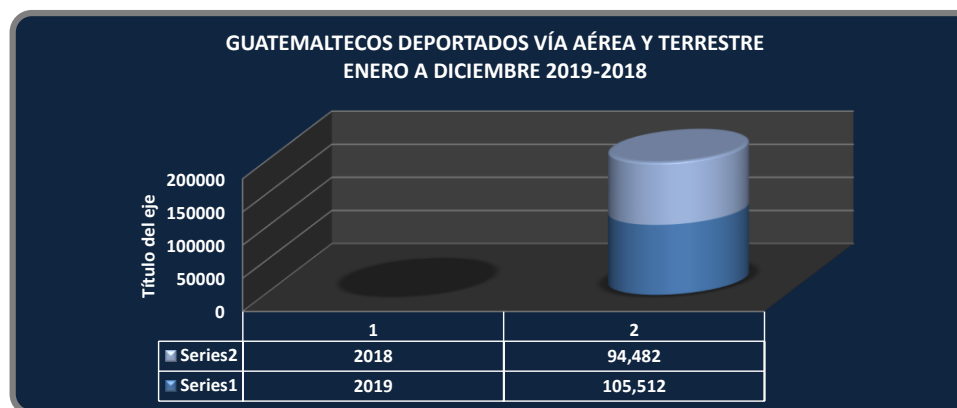


RESUMEN GENERAL DE GUATEMALTECOS DEPORTADOS VÍA AÉREA Y TERRESTRE

ENERO A DICIEMBRE 2019

| MES | VÍA AÉREA DE ESTADOS UNIDOS | | | | | VÍA TERRESTRE DE MÉXICO | | | | | VÍA AÉREA DE MÉXICO | | | VIA AEREA DE ESTADOS UNIDOS | | | TOTAL GENERAL 2019 | TOTAL 2018 |
|----------------|-----------------------------|--------------|--------------|--------------|---------------|-------------------------|--------------|--------------|--------------|---------------|---------------------|------------|--------------|-----------------------------|------------|------------|--------------------|---------------|
| | MAYORES | | MENORES | | SUB TOTAL | MAYORES | | MENORES | | SUB TOTAL | NNA | | SUB TOTAL | NNA | | SUB TOTAL | | |
| | M | F | M | F | | M | F | M | F | | M | F | | M | F | | | |
| ENERO | 3,645 | 387 | 34 | 10 | 4,076 | 1,133 | 358 | 381 | 220 | 2,092 | 63 | 20 | 83 | 13 | 13 | 26 | 6,277 | 6,956 |
| FEBRERO | 3,761 | 470 | 19 | 10 | 4,260 | 1,283 | 441 | 526 | 284 | 2,534 | 39 | 19 | 58 | 23 | 17 | 40 | 6,892 | 7,854 |
| MARZO | 4,459 | 488 | 21 | 8 | 4,976 | 1,295 | 478 | 487 | 306 | 2,566 | 39 | 32 | 71 | 13 | 12 | 25 | 7,638 | 8,488 |
| ABRIL | 4,985 | 549 | 28 | 13 | 5,575 | 2,329 | 818 | 1,062 | 671 | 4,880 | 45 | 16 | 61 | 10 | 11 | 21 | 10,537 | 8,616 |
| MAYO | 5,250 | 595 | 33 | 19 | 5,897 | 2,344 | 877 | 1,096 | 709 | 5,026 | 114 | 33 | 147 | 18 | 10 | 28 | 11,098 | 8,470 |
| JUNIO | 3,566 | 524 | 23 | 20 | 4,133 | 3,540 | 1,496 | 1,815 | 1,186 | 8,037 | 92 | 49 | 141 | 18 | 11 | 29 | 12,340 | 7,126 |
| JULIO | 4,054 | 500 | 31 | 21 | 4,606 | 2,348 | 971 | 1,123 | 706 | 5,148 | 171 | 72 | 243 | 21 | 20 | 41 | 10,038 | 7,349 |
| AGOSTO | 3,071 | 543 | 245 | 170 | 4,029 | 2,217 | 730 | 747 | 453 | 4,147 | 109 | 50 | 159 | 26 | 14 | 40 | 8,375 | 8,192 |
| SEPTIEMBRE | 2,498 | 521 | 261 | 191 | 3,471 | 2,118 | 621 | 553 | 304 | 3,596 | 106 | 39 | 145 | 22 | 15 | 37 | 7,249 | 7,934 |
| OCTUBRE | 3,473 | 769 | 409 | 286 | 4,937 | 2,570 | 706 | 526 | 359 | 4,161 | 53 | 28 | 81 | 18 | 28 | 46 | 9,225 | 9,035 |
| NOVIEMBRE | 2,710 | 597 | 308 | 231 | 3,846 | 2,092 | 563 | 431 | 257 | 3,343 | 60 | 16 | 76 | 10 | 8 | 18 | 7,283 | 7,679 |
| DICIEMBRE | 3,460 | 790 | 314 | 229 | 4,793 | 2,128 | 684 | 491 | 312 | 3,615 | 93 | 26 | 119 | 25 | 8 | 33 | 8,560 | 6,783 |
| TOTALES | 44,932 | 6,733 | 1,726 | 1,208 | 54,599 | 25,397 | 8,743 | 9,238 | 5,767 | 49,145 | 984 | 400 | 1,384 | 217 | 167 | 384 | 105,512 | 94,482 |

Fuente: División de Operativos, Delegaciones Terrestres y Aérea, Elaborado por Oficina de Estadísticas (mdv). DGM.



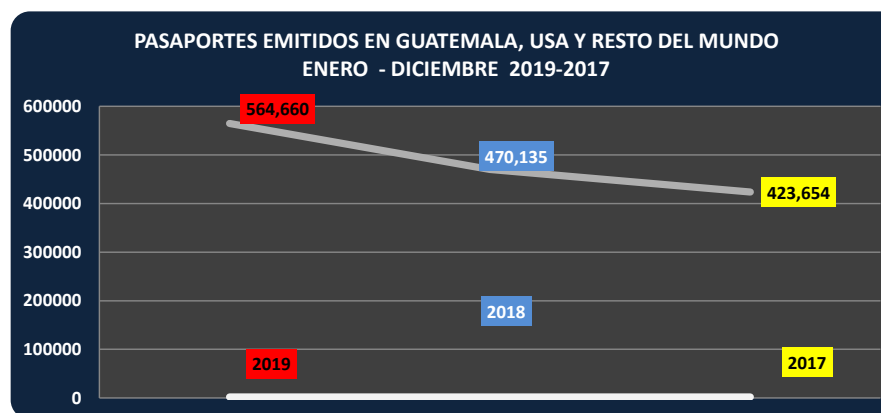
PASAPORTES



PASAPORTES EMITIDOS EN GUATEMALA, ESTADOS UNIDOS Y RESTO DEL MUNDO
ENERO - DICIEMBRE 2019-2017
(RESUMEN)

| MES | GUATEMALA | USA | RESTO DEL MUNDO | 2019 | 2018 | 2017 |
|--------------|----------------|----------------|-----------------|----------------|----------------|----------------|
| | | | | TOTAL | TOTAL | TOTAL |
| ENERO | 25,046 | 9,543 | 368 | 34,957 | 21,346 | 14,510 |
| FEBRERO | 22,890 | 26,657 | 419 | 49,966 | 16,503 | 12,038 |
| MARZO | 26,496 | 22,513 | 388 | 49,397 | 13,750 | 3,113 |
| ABRIL | 19,122 | 15,355 | 277 | 34,754 | 13,321 | 35,348 |
| MAYO | 33,268 | 31,008 | 378 | 64,654 | 16,351 | 57,548 |
| JUNIO | 24,430 | 20,811 | 440 | 45,681 | 42,904 | 24,771 |
| JULIO | 31,702 | 25,115 | 460 | 57,277 | 116,695 | 40,420 |
| AGOSTO | 26,445 | 17,196 | 223 | 43,864 | 43,891 | 63,879 |
| SEPTIEMBRE | 25,202 | 24,574 | 565 | 50,341 | 54,323 | 51,341 |
| OCTUBRE | 27,821 | 29,247 | 529 | 57,597 | 55,457 | 64,098 |
| NOVIEMBRE | 25,841 | 15,024 | 185 | 41,050 | 43,170 | 35,833 |
| DICIEMBRE | 18,841 | 15,952 | 329 | 35,122 | 32,424 | 20,755 |
| TOTAL | 307,104 | 252,995 | 4,561 | 564,660 | 470,135 | 423,654 |

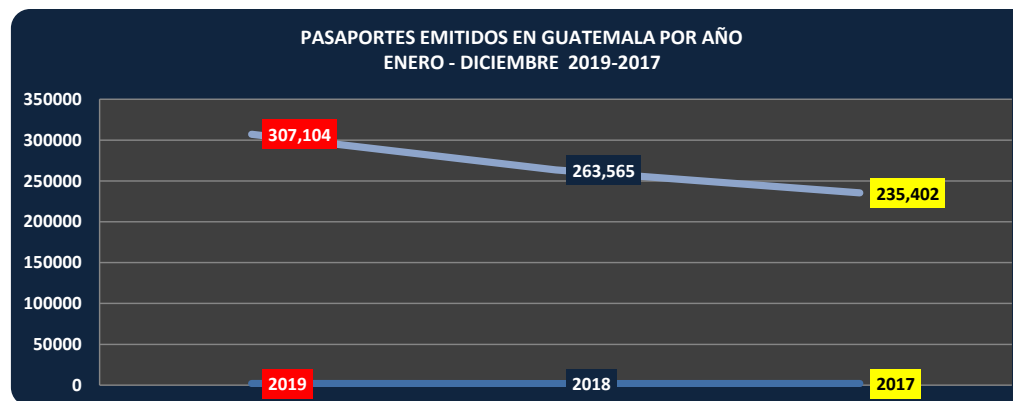
FUENTE: Emisión de Pasaportes, Subdirección de Documentos de Identificación Internacional. Elaborado por Oficina de Estadísticas (mdv). DGM.



PASAPORTES EMITIDOS EN GUATEMALA POR MES
ENERO - DICIEMBRE 2019-2017

| MES | DEPARTAMENTALES | | | PASAPORTES MOVILES | GUATEMALA | | | 2019 | 2018 | 2017 |
|----------------|-----------------|--------------|----------------|-----------------------|----------------|------------|--------------|----------------|----------------|----------------|
| | CHIQUIMULA | PETÉN | QUETZALTENANGO | | ORDINARIO | OFICIALES | DIPLOMATICOS | | | |
| ENERO | 2,178 | 12 | 2,948 | 18 | 19,830 | 35 | 25 | 25,046 | 19,551 | 11,423 |
| FEBRERO | 2,170 | 0 | 2,820 | 11 | 17,787 | 92 | 10 | 22,890 | 15,912 | 6,109 |
| MARZO | 2,622 | 0 | 2,931 | 215 | 20,524 | 177 | 27 | 26,496 | 13,191 | 3,000 |
| ABRIL | 1,487 | 230 | 1,911 | 3 | 15,396 | 76 | 19 | 19,122 | 12,780 | 12,245 |
| MAYO | 3,473 | 1,796 | 4,130 | 410 | 23,382 | 65 | 12 | 33,268 | 15,434 | 24,938 |
| JUNIO | 2,094 | 1,027 | 2,945 | 169 | 18,150 | 31 | 14 | 24,430 | 26,841 | 23,425 |
| JULIO | 2,788 | 1,292 | 4,156 | 123 | 23,283 | 38 | 22 | 31,702 | 27,558 | 26,262 |
| AGOSTO | 2,274 | 953 | 3,349 | 70 | 19,725 | 43 | 31 | 26,445 | 30,135 | 26,332 |
| SEPTIEMBRE | 3,129 | 832 | 2,156 | 326 | 18,668 | 51 | 40 | 25,202 | 27,424 | 24,311 |
| OCTUBRE | 2,133 | 972 | 3,786 | 33 | 20,846 | 29 | 22 | 27,821 | 29,115 | 28,103 |
| NOVIEMBRE | 2,333 | 837 | 3,486 | 9 | 19,135 | 23 | 18 | 25,841 | 26,785 | 28,732 |
| DICIEMBRE | 1,498 | 698 | 2,138 | 7 | 14,468 | 2 | 30 | 18,841 | 18,839 | 20,522 |
| TOTALES | 28,179 | 8,649 | 36,756 | 1,394 | 231,194 | 662 | 270 | 307,104 | 263,565 | 235,402 |

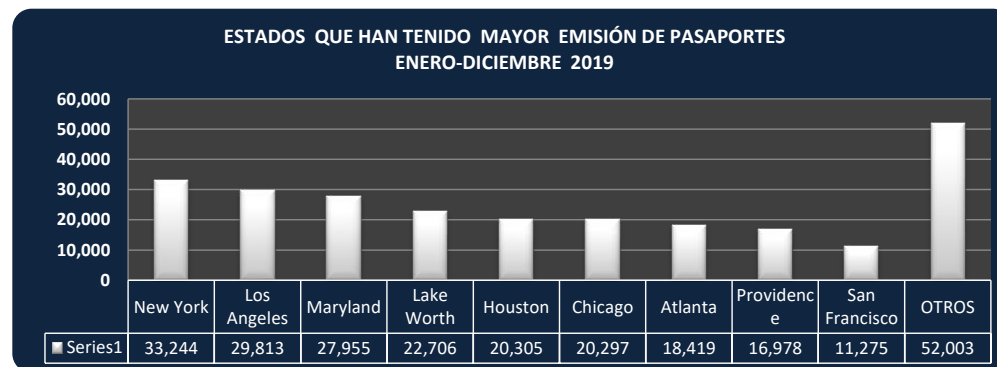
FUENTE: Emisión de Pasaportes, Subdirección de Documentos de Identificación Internacional. Elaborado por Oficina de Estadísticas (mdv). DGM.



**PASAPORTES GUATEMALTECOS AUTORIZADOS Y EMITIDOS EN ESTADOS UNIDOS DE NORTE
AMÉRICA
POR ESTADO DE AUTORIZACIÓN
ENERO A DICIEMBRE 2019-2017
RESUMEN**

| ESTADO | 2019 | | | 2018 | | | 2017 | | |
|----------------|------------------------------|---------------|----------------|---------------------------|---------------|----------------|----------------|---------------|----------------|
| | FIJOS | MOVILES | TOTAL | FIJOS | MOVILES | TOTAL | FIJOS | MOVILES | TOTAL |
| New York | 27,235 | 6,009 | 33,244 | 26,577 | 3,031 | 29,608 | 23,882 | 7,203 | 31,085 |
| Los Angeles | 28,815 | 998 | 29,813 | 25,057 | 496 | 25,553 | 19,719 | 433 | 20,152 |
| Maryland | 23,411 | 4,544 | 27,955 | 0 | 0 | 0 | 0 | 0 | 0 |
| Lake Worth | 21,619 | 1,087 | 22,706 | 11,750 | 292 | 12,042 | 3,095 | 0 | 3,095 |
| Houston | 16,532 | 3,773 | 20,305 | 14,842 | 2,092 | 16,934 | 10,733 | 4,917 | 15,650 |
| Chicago | 14,468 | 5,829 | 20,297 | 10,279 | 1,447 | 11,726 | 7,860 | 4,007 | 11,867 |
| Atlanta | 14,742 | 3,677 | 18,419 | 17,232 | 1,479 | 18,711 | 17,256 | 4,419 | 21,675 |
| Providence | 16,019 | 959 | 16,978 | 12,961 | 5 | 12,966 | 9,315 | 1,335 | 10,650 |
| San Francisco | 10,514 | 761 | 11,275 | 12,370 | 366 | 12,736 | 9,607 | 1,111 | 10,718 |
| Raleigh NC | 7,518 | 3,662 | 11,180 | 5,146 | 1,032 | 6,178 | 2,054 | 1,152 | 3,206 |
| Miami | 8,946 | 2,114 | 11,060 | 11,643 | 1,358 | 13,001 | 12,509 | 5,784 | 18,293 |
| Oklahoma | 6,382 | 911 | 7,293 | 3,419 | 690 | 4,109 | 939 | 273 | 1,212 |
| Denver | 4,164 | 1,578 | 5,742 | 3,048 | 918 | 3,966 | 2,634 | 2,303 | 4,937 |
| Seattle | 4,259 | 1,079 | 5,338 | 3,337 | 325 | 3,662 | 1,112 | 534 | 1,646 |
| San Bernardino | 4,047 | 703 | 4,750 | 4,335 | 238 | 4,573 | 4,446 | 737 | 5,183 |
| Phoenix | 3,396 | 411 | 3,807 | 2,025 | 162 | 2,187 | 2,261 | 461 | 2,722 |
| Washington | 2,494 | 0 | 2,494 | 22,374 | 1,531 | 23,905 | 17,421 | 4,653 | 22,074 |
| Mcallen | 146 | 0 | 146 | 130 | 0 | 130 | 105 | 0 | 105 |
| Del Río | 143 | 0 | 143 | 39 | 0 | 39 | 30 | 8 | 38 |
| Tucson | 50 | 0 | 50 | 35 | 0 | 35 | 39 | 0 | 39 |
| TOTALES | 214,900 | 38,095 | 252,995 | 186,599 | 15,462 | 202,061 | 145,017 | 39,330 | 184,347 |
| | *ENERO-DICIEMBRE 2019 | | | *ENERO A DICIEMBRE | | | | | |

FUENTE: Emisión de Pasaportes, Subdirección de Documentos de Identificación Internacional. Elaborado por Oficina de Estadísticas (mdv). DGM.



**PASAPORTES GUATEMALTECOS AUTORIZADOS EN EL RESTO DEL MUNDO
ENERO A DICIEMBRE 2019**

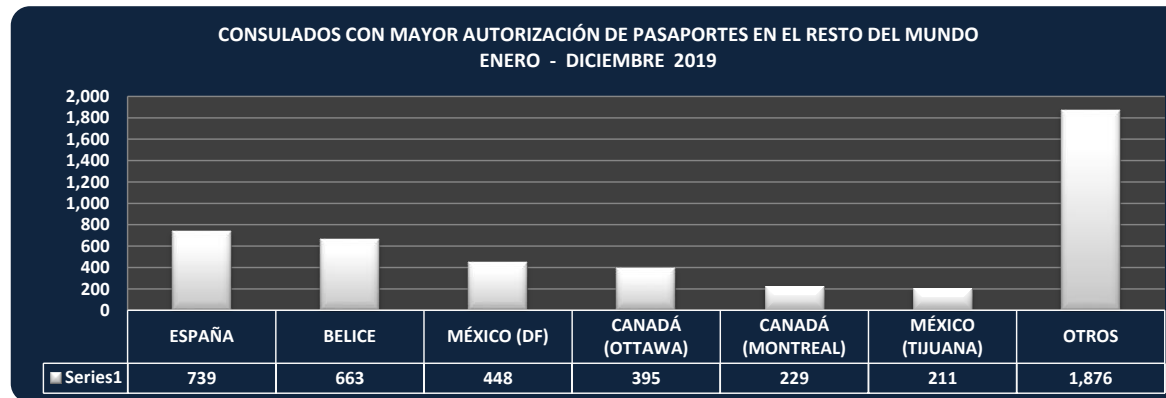
| CONSULADO | ENERO | FEBRERO | MARZO | ABRIL | MAYO | JUNIO | JULIO | AGOSTO | SEPTIEMBRE | OCTUBRE | NOVIEMBRE | DICIEMBRE | TOTAL 2019 |
|---------------------------|------------|------------|------------|------------|------------|------------|------------|------------|------------|------------|------------|------------|--------------|
| ESPAÑA | 57 | 68 | 54 | 47 | 82 | 71 | 60 | 33 | 86 | 93 | 33 | 55 | 739 |
| BELICE | 52 | 87 | 73 | 47 | 58 | 47 | 53 | 39 | 64 | 76 | 24 | 43 | 663 |
| MÉXICO (DF) | 48 | 44 | 27 | 23 | 39 | 46 | 43 | 26 | 38 | 55 | 20 | 39 | 448 |
| CANADÁ (OTTAWA) | 28 | 18 | 31 | 23 | 34 | 46 | 10 | 19 | 111 | 34 | 17 | 24 | 395 |
| CANADÁ (MONTREAL) | 31 | 12 | 22 | 12 | 17 | 27 | 18 | 5 | 36 | 19 | 14 | 16 | 229 |
| MÉXICO (TIJUANA) | 11 | 22 | 14 | 11 | 17 | 27 | 20 | 10 | 27 | 23 | 13 | 16 | 211 |
| ITALIA | 15 | 16 | 16 | 7 | 13 | 19 | 28 | 8 | 18 | 24 | 5 | 16 | 185 |
| COSTA RICA | 9 | 22 | 16 | 6 | 25 | 14 | 11 | 9 | 22 | 21 | 8 | 4 | 167 |
| PANAMA | 17 | 0 | 0 | 0 | 0 | 8 | 60 | 13 | 19 | 21 | 5 | 15 | 158 |
| FRANCIA | 10 | 13 | 18 | 19 | 0 | 16 | 18 | 7 | 15 | 18 | 2 | 10 | 146 |
| SUIZA | 0 | 10 | 13 | 15 | 5 | 9 | 10 | | 17 | 15 | 6 | 13 | 113 |
| EL SALVADOR | 5 | 11 | 10 | 7 | 4 | 8 | 13 | 4 | 12 | 23 | 0 | 11 | 108 |
| MÉXICO (MONTERREY) | 8 | 15 | 4 | 4 | 4 | 13 | 6 | 8 | 15 | 14 | 4 | 12 | 107 |
| AUSTRIA | 6 | 9 | 8 | 6 | 5 | 9 | 8 | 2 | 9 | 12 | 5 | 6 | 85 |
| REP. DOMINICANA | 11 | 3 | 7 | 3 | 8 | 7 | 8 | 11 | 5 | 14 | 5 | 2 | 84 |
| LONDRES | 8 | 5 | 7 | 8 | 4 | 6 | 11 | 1 | 10 | 11 | 1 | 2 | 74 |
| ISRAEL | 2 | 2 | 6 | 5 | 3 | 5 | 26 | | 1 | 4 | 4 | 4 | 62 |
| HONDURAS (SAN PEDRO SULA) | 0 | 0 | 12 | 2 | 7 | 8 | 9 | 7 | 2 | 5 | 0 | 8 | 60 |
| COLOMBIA | 12 | 7 | 8 | 3 | 3 | 3 | 7 | 2 | 3 | 2 | 3 | 5 | 58 |
| ARGENTINA | 1 | 3 | 5 | 8 | 6 | 1 | 3 | 2 | 12 | 6 | 2 | 2 | 51 |
| CHILE (SANTIAGO) | 4 | 6 | 4 | 1 | 4 | 7 | 1 | 4 | 4 | 7 | 2 | 7 | 51 |
| CHINA | 5 | 3 | 5 | 4 | 7 | 2 | 4 | 3 | 5 | 7 | 1 | 3 | 49 |
| NICARAGUA | 5 | 4 | 5 | 2 | 8 | 3 | 7 | | 4 | 6 | 1 | 3 | 48 |
| HONDURAS (TEGUCIGALPA) | 3 | 1 | 5 | 1 | 6 | 3 | 3 | 5 | 8 | 1 | 5 | 2 | 43 |
| ECUADOR | 1 | 8 | 1 | 1 | 8 | 3 | 3 | 1 | 6 | 2 | 0 | 1 | 35 |
| PERÚ | 2 | 2 | 1 | 4 | 5 | 8 | 2 | 3 | 2 | 3 | 2 | | 34 |
| JAPÓN | 1 | 1 | 5 | 1 | 0 | 2 | 3 | 1 | 6 | 5 | 1 | 6 | 32 |
| MÉXICO (TAPACHULA) | 8 | 13 | 0 | 0 | 0 | 0 | 0 | 0 | 0 | 0 | 0 | | 21 |
| SUECIA (ESTOCOLMO) | 2 | 6 | 3 | 1 | 1 | 8 | 0 | 0 | 0 | 0 | 0 | | 21 |
| COREA DEL SUR | 1 | 2 | 2 | 2 | 0 | 6 | 1 | 0 | 3 | 0 | 1 | 1 | 19 |
| AUSTRALIA | 2 | 1 | 2 | 1 | 1 | 1 | 6 | 0 | 1 | 2 | 0 | | 17 |
| CUBA (LA HABANA) | 0 | 3 | 2 | 0 | 0 | 2 | 2 | 0 | 0 | 4 | 0 | | 13 |
| RUSIA | 0 | 0 | 0 | 1 | 0 | 2 | 4 | 0 | 2 | 1 | 1 | 2 | 13 |
| URUGUAY | 0 | 0 | 0 | 0 | 0 | 3 | 2 | 0 | 2 | 1 | 0 | 1 | 9 |
| INDIA | 0 | 2 | 2 | 2 | 1 | 0 | 0 | 0 | 0 | 0 | 0 | | 7 |
| VENEZUELA (CARACAS) | 3 | 0 | 0 | 0 | 3 | 0 | 0 | 0 | 0 | 0 | 0 | | 6 |
| TOTAL GENERAL | 368 | 419 | 388 | 277 | 378 | 440 | 460 | 223 | 565 | 529 | 185 | 329 | 4,561 |

FUENTE: Emisión de Pasaportes, Subdirección de Documentos de Identificación Internacional. Elaborado por Oficina de Estadísticas (mdv). DGM.

CONSULADOS CON MAYOR AUTORIZACIÓN DE PASAPORTES

RESTO DEL MUNDO

ENERO - DICIEMBRE 2019



ALBERGADOS Y EXPULSADOS

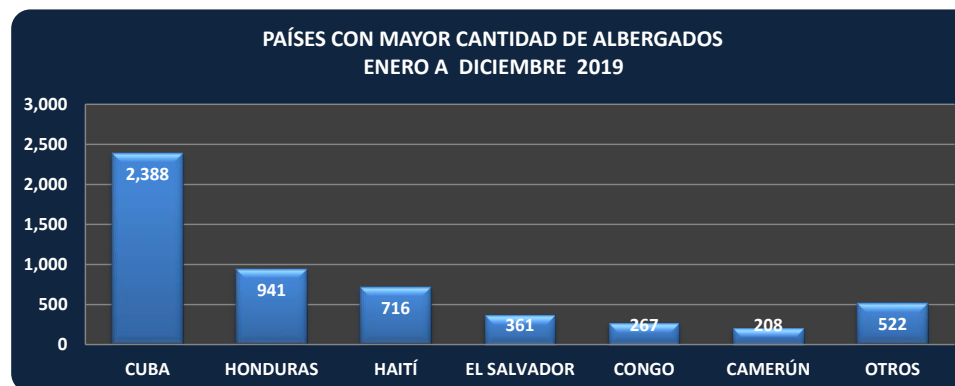


**EXTRANJEROS ALBERGADOS POR
NACIONALIDAD**

ENERO A DICIEMBRE 2019

| NACIONALIDAD | TOTAL |
|----------------|--------------|
| CUBA | 2,388 |
| HONDURAS | 941 |
| HAITÍ | 716 |
| EL SALVADOR | 361 |
| CONGO | 267 |
| CAMERÚN | 208 |
| OTROS | 522 |
| TOTALES | 5,403 |

FUENTE: División de Operativos, Elaborado por Oficina de Estadísticas (mdv).
DGM.



NO ADMITIDOS



EXTRANJEROS QUE NO SE LES PERMITIÓ EL INGRESO A GUATEMALA POR NO CUMPLIR CON LOS REQUISITOS ESTABLECIDOS

ENERO A DICIEMBRE 2019

| NACIONALIDAD | ENERO | | FEBRERO | | MARZO | | ABRIL | | MAYO | | JUNIO | | JULIO | | AGOSTO | | SEPTIEMBRE | | OCTUBRE | | NOVIEMBRE | | DICIEMBRE | | 2019 |
|-----------------|-----------|-----------|-----------|-----------|-----------|-----------|-----------|-----------|-----------|-----------|-----------|-----------|-----------|-----------|-----------|-----------|------------|-----------|-----------|-----------|-----------|-----------|-----------|-----------|------------|
| | M | F | M | F | M | F | M | F | M | F | M | F | M | F | M | F | M | F | M | F | M | F | M | F | |
| COLOMBIA | 18 | 13 | 35 | 12 | 30 | 10 | 21 | 5 | 24 | 15 | 19 | 7 | 23 | 9 | 9 | 7 | 21 | 13 | 51 | 16 | 39 | 24 | 18 | 21 | 460 |
| REP. DOMINICANA | 3 | 0 | 4 | 2 | 7 | 1 | 1 | 0 | 14 | 1 | 7 | 1 | 8 | 4 | 10 | 1 | 6 | 1 | 18 | 1 | 7 | 2 | 4 | 1 | 104 |
| VENEZUELA | 3 | 7 | 7 | 5 | 7 | 7 | 7 | 4 | 7 | 6 | 0 | 1 | 1 | 0 | | | 1 | 1 | 1 | 1 | 6 | 2 | 2 | 2 | 78 |
| CUBA | 2 | 4 | 3 | 4 | 3 | 0 | 9 | 4 | 2 | 6 | 2 | 0 | 1 | 1 | 2 | 2 | | | 1 | 1 | 2 | | 3 | 0 | 52 |
| PERÚ | | | 7 | 2 | 12 | 1 | 10 | 1 | 2 | 0 | 2 | 0 | 5 | 0 | | | | | | | | | | | 42 |
| CHINA | 3 | 3 | 4 | 2 | 6 | 1 | 1 | 0 | 3 | 2 | 2 | 1 | 0 | 1 | 5 | 3 | | | 2 | 0 | 3 | 0 | | | 42 |
| PERÚ | | | | | | | | | | | | | | | 3 | 0 | 3 | | 2 | 0 | 6 | 1 | 11 | 9 | 35 |
| ECUADOR | 2 | 0 | 0 | 1 | 2 | 0 | | | 1 | 0 | | | 0 | 1 | | | 3 | | 4 | 0 | 6 | 7 | 5 | 2 | 34 |
| UZBEKISTÁN | 2 | 0 | | | | | | | | | | | | | | | | | 5 | 2 | | | | | 9 |
| RUMANA | | | 0 | 1 | 1 | 1 | | | 1 | 0 | 4 | 0 | | | | | | | | | | | | | 8 |
| KIRGUISTÁN | | | | | | | | | | | 3 | 4 | | | | | | | | | | | | | 7 |
| ERITREA | | | | | 3 | 0 | 2 | 0 | | | | | 1 | 0 | | | | | | | | | 1 | 0 | 7 |
| MOZAMBIQUE | | | | | 4 | 2 | | | | | | | | | | | | | | | | | | | 6 |
| INDIA | 1 | 0 | | | | | 0 | 1 | 1 | 0 | | | | 2 | 0 | | | | | | | | 1 | 0 | 6 |
| MÉXICO | | | 1 | 0 | 0 | 1 | | | | | | | | 0 | 1 | | 1 | | 1 | 0 | | | | | 5 |
| BOLIVIA | | | | | | | 1 | 0 | | | | | | | | | 2 | | 2 | 0 | | | | | 5 |
| BRASIL | | | | | | | | | | | | | | | | | | 1 | | | | | 2 | 1 | 4 |
| ESTADOS UNIDOS | | | 0 | 1 | | | | | | | | | | 1 | 0 | | | | | | | | 0 | 2 | 4 |
| TURQUIA | 2 | 0 | | | | | | | | | | | | | | | | | 1 | 0 | 1 | 0 | | | 4 |
| KAZAJISTÁN | | | | | 1 | 1 | | | | | | | | | | | | 1 | | 1 | 0 | | | | 4 |
| SUDÁFRICA | | | | | | | | | | | | | | | | | 1 | | | | | | 2 | 0 | 3 |
| GEORGIA | | | | | | | | | 1 | 2 | | | | | | | | | | | | | | | 3 |
| SUECIA | | | | | | | | | | | 2 | 0 | | | | | | | | | | | | | 2 |
| HAITÍ | | | 0 | 2 | | | | | | | | | | | | | | | | | | | | | 2 |
| GUINEA | | | | | | | | | | | | | | | 1 | 1 | | | | | | | | | 2 |
| FILIPINAS | | | | | | | | | | | | | | | | | | | 1 | 0 | | | 1 | 0 | 2 |
| VIETNAM | | | | | | | 2 | 0 | | | | | | | | | | | | | | | | | 2 |
| DOMINICA | | | | | | | | | 0 | 1 | | | | | | | | | | | 1 | 0 | | | 2 |
| RUSIA | 1 | 0 | | | | | | | | | | | | | | | | | 1 | 0 | | | | | 2 |
| NIGERIA | | | | | | | | | | | | | | | | | | 1 | | | | | | | 1 |
| FRANCIA | | | | | 1 | 0 | | | | | | | | | | | | | | | | | | | 1 |
| HOLANDA | | | | | | | | | | | | | | | | | | | | | 1 | 0 | | | 1 |
| HONDURAS | | | | | | | | | | | | | | | | | | | 1 | 0 | | | | | 1 |
| TOGO | | | | | | | | | 1 | 0 | | | | | | | | | | | | | | | 1 |
| CAMERUN | | | | | 1 | 0 | | | | | | | | | | | | | | | | | | | 1 |
| AFGANISTÁN | | | 1 | 0 | | | | | | | | | | | | | | | | | | | | | 1 |
| PAKISTÁN | | | | | | | | | | | | | 1 | 0 | | | | | | | | | | | 1 |
| CHILE | | | | | | | | | | | | | | | | | | | | | | | 1 | 0 | 1 |
| PANAMA | | | | | | | | | | | | | | | 1 | 0 | | | | | | | | | 1 |
| URUGUAY | | | | | | | 1 | 0 | | | | | | | | | | | | | | | | | 1 |
| JORDANIA | | | | | | | 1 | 0 | | | | | | | | | | | | | | | | | 1 |
| NICARAGUA | | | | | | | 1 | 0 | | | | | | | | | | | | | | | | | 1 |
| INDONESIA | | | | | 0 | 1 | | | | | | | | | | | | | | | | | | | 1 |
| JAMAICA | | | | | | | | | 1 | 0 | | | | | | | | | | | | | | | 1 |
| GAMBIA | | | | | | | | | 1 | 0 | | | | | | | | | | | | | | | 1 |
| PARAGUAY | | | | | | | | | | | | | 1 | 0 | | | | | | | | | | | 1 |
| ARMENIA | | | | | | | | | | | | | | | | | | | | | | | 1 | 0 | 1 |
| MARRUECOS | | | | | | | | | | | | | | | | | | | | | | | 1 | 0 | 1 |
| ISLAS SALOMÓN | | | | | | | | | | | | | | | | | | | | | | | 1 | 0 | 1 |
| CANADA | | | | | | | | | | | | | | | | | | | | | | | | | 1 |
| TOTALES | 37 | 27 | 62 | 32 | 78 | 26 | 57 | 15 | 59 | 33 | 41 | 14 | 44 | 17 | 32 | 14 | 39 | 18 | 92 | 22 | 70 | 36 | 54 | 38 | 957 |

RESIDENCIAS Y VISAS



**RESIDENCIAS OTORGADAS A EXTRANJEROS
ENERO A DICIEMBRE 2019**

| TIPO DE RESIDENCIA | | ENERO | FEBRERO | MARZO | ABRIL | MAYO | JUNIO | JULIO | AGOSTO | SEPTIEMBRE | OCTUBRE | NOVIEMBRE | DICIEMBRE | 2019 |
|----------------------|------------------------------------------------------------------------------------------------------------------------------------------------------|------------|------------|------------|------------|------------|------------|------------|------------|------------|------------|------------|--------------|--------------|
| PERMANENTE | PERMANENTE | 80 | 98 | 154 | 115 | 202 | 90 | 103 | 53 | 32 | 20 | 13 | 4 | 964 |
| | INVERSIONISTA | | 1 | | | | 1 | | | 0 | | 0 | | 2 |
| | PENSIONADO | 7 | 5 | 5 | 3 | 5 | | 1 | 3 | 1 | | 0 | | 30 |
| | REFUGIADO | 1 | | | | | 2 | | 1 | 0 | | 0 | 1 | 5 |
| | CENTRO AMERICANOS CUANDO HAYAN SIDO RESIDENTES POR UN A EXTRANJERAS QUE HAN SIDO RESIDENTES TEMPORALES POR UN PERIODO IGUAL O MAYOR DE CINCO A | | | | | | 31 | 27 | 20 | 41 | 48 | 40 | 22 | 229 |
| | RELIGIOSO CATOLICO | 6 | 6 | 10 | 6 | 11 | 1 | 1 | | 0 | | 2 | | 43 |
| | RENTISTA O PENSIONADO | | | | | | 5 | | 5 | 9 | 15 | 13 | | 47 |
| | HIJO GUATEMALTECO | 74 | 60 | 57 | 47 | 40 | 13 | 20 | 6 | 5 | 8 | 4 | 5 | 339 |
| | POR MATRIMONIO | 28 | 32 | 30 | 15 | 23 | 11 | 12 | 6 | 7 | 3 | 2 | 2 | 171 |
| | POR MATRIMONIO O UNION DE HECHO | | | | | | 15 | 38 | 32 | 45 | 37 | 35 | 27 | 229 |
| | POR SER FAMILIAR DE GUATEMALTECO, QUE TIENE OTRA NACIONALIDAD | | | | | | 34 | 89 | 66 | 85 | 104 | 94 | 47 | 519 |
| | RELIGIOSO NO CATOLICO | 3 | 8 | 8 | 4 | 7 | 3 | 2 | 2 | 0 | | 0 | | 37 |
| | RENTISTA | 6 | 2 | | 3 | 3 | 8 | 5 | 3 | 1 | 2 | 0 | 1 | 34 |
| | TOTAL PERMANENTE | 205 | 212 | 264 | 193 | 291 | 215 | 300 | 197 | 226 | 238 | 209 | 111 | 2,661 |
| TEMPORAL | TEMPORAL | 253 | 236 | 316 | 222 | 284 | 138 | 167 | 92 | 55 | 43 | 28 | 24 | 1,858 |
| | INVERSIONISTA | | | | | | | | | 1 | 1 | 0 | 1 | 3 |
| | REFUGIADOS O ASILADOS POLITICOS | | | | | | 1 | 1 | 1 | 2 | 6 | 4 | 13 | 28 |
| | DEPORTISTAS O ARTISTAS | | | | | | | | 1 | 0 | 1 | 4 | 2 | 8 |
| | ESTUDIANTES | | | | | | 58 | 77 | 52 | 56 | 81 | 66 | 30 | 420 |
| | INTELECTUALES, INVESTIGADORES Y CIENTIFICOS | | | | | | 10 | 4 | 9 | 9 | 11 | 8 | 20 | 71 |
| | MINISTROS DE CULTO O RELIGIOSOS | | | | | | 35 | 101 | 137 | 121 | 219 | 158 | 51 | 822 |
| | TRABAJADOR MIGRANTE | | | | | | 45 | 180 | 158 | 169 | 199 | 201 | 136 | 1,088 |
| | RELIGIOSO CATOLICO | 26 | 27 | 46 | 39 | 21 | 4 | 6 | 2 | 1 | | 0 | 0 | 172 |
| | RELIGIOSO NO CATOLICO | 25 | 44 | 105 | 64 | 63 | 3 | 8 | 6 | 3 | 2 | 10 | 6 | 339 |
| | TOTAL TEMPORAL | 304 | 307 | 467 | 325 | 368 | 294 | 544 | 458 | 417 | 563 | 479 | 283 | 4,809 |
| TOTAL GENERAL | 509 | 519 | 731 | 518 | 659 | 509 | 844 | 655 | 643 | 801 | 688 | 394 | 7,470 | |

Fuente: . Sistema de Control de Operaciones de Extranjería -SICOE-. Elaborado por Oficina de Estadísticas (mdv). DGM.

VISAS Y PRORROGAS AUTORIZADAS
ENERO A DICIEMBRE 2019

| TIPO DE VISA | | ENERO | FEBRERO | MARZO | ABRIL | MAYO | JUNIO | JULIO | AGOSTO | SEPTIEMBRE | OCTUBRE | NOVIEMBRE | DICIEMBRE | 2019 |
|--------------|----------------------------|------------|------------|------------|------------|------------|------------|------------|------------|------------|------------|------------|------------|--------------|
| VISAS | VISA DE ESTUDIANTE | 4 | 2 | 0 | 0 | 0 | 2 | 0 | 0 | 1 | 0 | 0 | 0 | 9 |
| | VISA DE TURISTA | 39 | 46 | 91 | 31 | 51 | 11 | 5 | 3 | 5 | 3 | 0 | 0 | 285 |
| | VISA DE TURISTAS O VIAJERO | 0 | 0 | 1 | 0 | 0 | 5 | 53 | 24 | 40 | 59 | 64 | 40 | 286 |
| | TOTAL VISAS | 43 | 48 | 92 | 31 | 51 | 18 | 58 | 27 | 46 | 62 | 64 | 40 | 580 |
| PRORROGAS | PRORROGA VISA DE TURISTA | 390 | 322 | 498 | 579 | 411 | 403 | 429 | 454 | 482 | 513 | 438 | 368 | 5,287 |
| | TOTAL PRORROGAS | 390 | 322 | 498 | 579 | 411 | 403 | 429 | 454 | 482 | 513 | 438 | 368 | 5,287 |
| | TOTALES | 433 | 370 | 590 | 610 | 462 | 421 | 487 | 481 | 528 | 575 | 502 | 408 | 5,867 |

Fuente: Sistema de Control de Operaciones de Extranjería -SICOE-. Elaborado por Oficina de Estadísticas (mdv), DGM.

ARRAIGOS Y DESARRAIGOS



ARRAIGOS EMITIDOS

| TIPO DE ARRAIGO | ENERO A DICIEMBRE 2019 | | | | | | | | | | | | TOTAL 2019 |
|----------------------------|------------------------|--------------|--------------|--------------|--------------|--------------|--------------|--------------|--------------|--------------|--------------|--------------|---------------|
| | ENERO | FEBRERO | MARZO | ABRIL | MAYO | JUNIO | JULIO | AGOSTO | SEPTIEMBRE | OCTUBRE | NOVIEMBRE | DICIEMBRE | |
| CIVIL | 947 | 1,967 | 1,433 | 1,230 | 2,715 | 1,663 | 2,141 | 1,903 | 2,199 | 1,956 | 2,384 | 1,834 | 22,372 |
| PENAL | 646 | 636 | 733 | 676 | 712 | 552 | 670 | 740 | 677 | 848 | 590 | 601 | 8,081 |
| ECONOMICO COACTIVO | 215 | 117 | 159 | 167 | 167 | 116 | 165 | 153 | 205 | 206 | 139 | 207 | 2,016 |
| TRABAJO Y PREVISIÓN SOCIAL | 12 | 16 | 14 | 17 | 18 | 11 | 23 | 23 | 42 | 76 | 21 | 27 | 300 |
| FAMILIA | 84 | 118 | 88 | 84 | 113 | 79 | 102 | 110 | 93 | 122 | 72 | 80 | 1,145 |
| PENAL ANUAL | 6 | 4 | 15 | 12 | 3 | 16 | 8 | 22 | 17 | 16 | 11 | 11 | 141 |
| TOTALES | 1,910 | 2,858 | 2,442 | 2,186 | 3,728 | 2,437 | 3,109 | 2,951 | 3,233 | 3,224 | 3,217 | 2,760 | 34,055 |

FUENTE: Sistema Integral de Operación Migratoria -SIOM-. Elaborado por Oficina de Estadísticas (mdv). DGM.

**DESARRAIGOS
ENERO A DICIEMBRE 2019**

| | TIPO DE ARRAIGO | ENERO | FEBRERO | MARZO | ABRIL | MAYO | JUNIO | JULIO | AGOSTO | SEPTIEMBRE | OCTUBRE | NOVIEMBRE | DICIEMBRE | TOTAL 2019 |
|----------------------------------------------|----------------------------|--------------|--------------|--------------|--------------|--------------|--------------|--------------|--------------|--------------|--------------|--------------|---------------|---------------|
| DESARRAIGO POR ORDEN JUDICIAL | CIVIL | 110 | 236 | 169 | 164 | 139 | 99 | 160 | 145 | 162 | 193 | 125 | 115 | 1,817 |
| | PENAL | 279 | 266 | 373 | 281 | 378 | 257 | 266 | 373 | 296 | 433 | 309 | 287 | 3,798 |
| | ECONOMICO COACTIVO | 51 | 39 | 37 | 38 | 26 | 23 | 55 | 39 | 31 | 39 | 16 | 32 | 426 |
| | FAMILIA | 23 | 35 | 27 | 35 | 42 | 27 | 30 | 25 | 28 | 39 | 22 | 25 | 358 |
| | TRABAJO Y PREVISIÓN SOCIAL | 3 | 6 | 6 | 6 | 6 | 6 | 6 | 14 | 5 | 18 | 5 | 11 | 92 |
| | PENAL ANUAL | 14 | 1 | 6 | 1 | 2 | 1 | 1 | 5 | | 8 | 2 | 2 | 43 |
| | TOTALES | 480 | 583 | 618 | 525 | 593 | 413 | 518 | 601 | 522 | 730 | 479 | 472 | 6,534 |
| DESARRAIGO POR VENCIMIENTO | CIVIL | 1,004 | 1,673 | 1,644 | 1,884 | 1,860 | 2,354 | 1,368 | 1,997 | 2,628 | 3,559 | 1,053 | 1,737 | 22,761 |
| | ECONOMICO COACTIVO | 127 | 123 | 139 | 161 | 160 | 139 | 138 | 197 | 109 | 182 | 156 | 114 | 1,745 |
| | FAMILIA | 87 | 77 | 74 | 105 | 110 | 128 | 93 | 113 | 104 | 115 | 92 | 61 | 1,159 |
| | TRABAJO Y PREVISIÓN SOCIAL | 10 | 16 | 11 | 14 | 22 | 18 | 11 | 24 | 14 | 16 | 17 | 8 | 181 |
| | PENAL ANUAL | 4 | 10 | 16 | 15 | 9 | 9 | 4 | 5 | 20 | 7 | 9 | 5 | 113 |
| | TOTALES | 1,232 | 1,899 | 1,884 | 2,179 | 2,161 | 2,648 | 1,614 | 2,336 | 2,875 | 3,879 | 1,327 | 1,925 | 25,959 |
| TOTAL DESARRAIGOS | 1,712 | 2,482 | 2,502 | 2,704 | 2,754 | 3,061 | 2,132 | 2,937 | 3,397 | 4,609 | 1,806 | 2,397 | 32,493 | |

FUENTE: Sistema Integral de Operación Migratoria -SIOM-. Elaborado por Oficina de Estadísticas (mdv). DGM.